


STEEL



SERIES

**ikonic**<sup>®</sup>  
CERAMICA

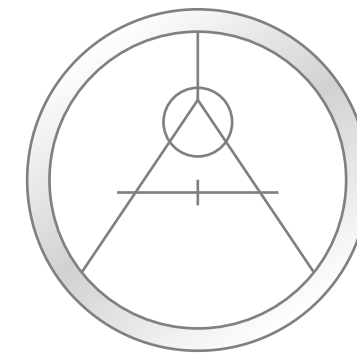
THE FUTURE



# DESIGN


THAT TELLS  
STORIES

- **Designing for human experience.**
  - **Little details design.**
  - **Earth uniform color palette.**
  - **Choice limitation**



The steel series ceramic tiles from us is designed to bring a touch of industrial elegance to any space. A range of six unique colors, each with its own distinct texture. carving finish that gives them a natural and organic feel, creating a sense of warmth and character in any space. This tiles are versatile, easy to maintain, and long-lasting, making them the perfect choice for any modern space.





The Steel Series ceramic tiles from us feature a carving finish that adds depth and dimension to the overall design. The tiles have a carving finish that gives them a natural and organic feel, creating a sense of warmth and character in any space. The texture of these tiles is not only pleasing to the eye but also to the touch. The carving finish makes the tile feel smooth and natural, creating a sense of warmth and character in any space.

THE DEPTH

OF EFFECT






JURA

# EXPRESSIVE

ADARIA



This particular series features a neutral color palette consisting of earthy tones, and has a rustic, matte finish that adds depth and dimension to the overall look. The texture of the series is reminiscent of small rust-like dots, which gives it a unique and industrial feel. It's an excellent choice for creating a modern rustic look in various spaces, such as kitchens, bathrooms, living rooms, or even offices. Additionally, it's easy to maintain, durable, and resistant to scratches and stains, making it a practical choice for any area. This design is perfect for those who are searching for a natural, timeless, and elegant finish that will add a touch of rustic charm to any space.



**800x1600mm**  
**Matt Finish**  
**Steel Surface**

**MERGING TIMELESS ART WITH MODERN TECHNOLOGY**  
**OUR APPROACH TO TILE MAKING**



# ADARIA SERIES

---







**ADARIA ARGILE**





STEEL SERIES



**ikonic**  
CERAMICA

*Embellish your space like no other.*



## ADARIA ARGILE

■ 800x1600mm

◆ **Matt** Finish / **Steel** Surface

Touch for Virtual







**ADARIA BIANCO**





STEEL SERIES



**ikonic**  
CERAMICA

*The perfect amount of texture.*



# ADARIA BIANCO

■ **800x1600mm**

◆ **Matt** Finish / **Steel** Surface

Touch for Virtual







**ADARIA CENZIA**






STEEL SERIES



**ikonic**  
CERAMICA

*Bringing back the serenity and simplicity.*



# ADARIA CENZIA

■ **800x1600mm**

◆ **Matt** Finish / **Steel** Surface

Touch for Virtual







ADARIA MINK





STEEL SERIES



**IKONIC**  
CERAMICA

*Beauty, minimalism and balance.*



**ADARIA**  
**MINK**

■ **800x1600mm**

◆ **Matt** Finish / **Steel** Surface


Touch for Virtual





# JURA SERIES

---









**JURA BEIGE**





STEEL SERIES



**ikonic**  
CERAMICA

An absolutely irresistible space.



**JURA**  
**BEIGE**

■ **800x1600mm**

◆ **Matt** Finish / **Steel** Surface

Touch for Virtual







**JURA SMOKE**





STEEL SERIES



**ikonic**  
CERAMICA

*Formats for infinite possibilities.*



# JURA SMOKE

■ **800x1600mm**

◆ **Matt** Finish / **Steel** Surface



Touch for Virtual





# RODEO SERIES

---








**RODEO BEIGE**





STEEL SERIES



**ikonic**  
CERAMICA

*Design steals all the limelight.*



# RODEO BEIGE

■ **800x1600mm**

◆ **Matt** Finish / **Steel** Surface

Touch for Virtual








**RODEO DAWN**






STEEL SERIES



**ikonic**  
CERAMICA

*Brings us closer to the beauty of nature.*



# RODEO DAWN

800x1600mm

◆ **Matt** Finish / **Steel** Surface

Touch for Virtual





# Technical Specification

CHARACTERISTICS	STANDARD AS PER ISO-13006/En14411 GROUP	VALUES	TEST METHOD
REGULATORY PROPERTIES			
Deviation in Lenth & Width	0.50%	0.20%	ISO - 10545-2
Deviation in Thickness	0.50%	0.50%	ISO - 10545-2
Straightness of Sides	0.50%	0.20%	ISO - 10545-2
Rectangularity	0.50%	0.20%	ISO - 10545-2
Surface Flatness	0.50%	0.20%	ISO - 10545-2
Color Difference	Unaltered	No Change	ISO - 10545-16
Glossiness	As per Mfg.	>90%	Glossmeter
STRUCTURAL PROPERTIES			
Water Absorption	<0.05%	<0.05%	ISO - 10545-3
Apparent Density	>2.00 g/cc	>2.10 g/cc	DIN 51082
MASSIVE MECHANICAL PROPERTIES			
Modulus of Repture	Min 35N/MM2	Min 40N/MM2	ISO - 10545-4
Breaking Strength	Min. 1300 N	Min. 2000 N	ISO - 10545-4
Impact Resistance	As per Mfg.	Min. 0.55	ISO - 10545-5
SURFACE MECHANICAL PROPERTIES			
Surface Abrasion Resistance	As per Mfg.	Min. class 3	ISO - 10545-7
Moh's Hardness	As per Mfg.	Min. class 4	EN 101
THERMO HYGROMETRIC PROPERTIES			
Frost Resistance	No Damage	No Damage	ISO - 10545-12
Thermal Shock Resistance	No Damage	No Damage	ISO - 10545-09
Moisture Expansion	Nil	Nil	ISO - 10545-10
Thermal Expansion	Max 9.0x10 -6	Max 6.5x10 -6	ISO - 10545-08
Crazing Resistance	As per Mfg.	Min 10 Cycle	ISO - 10545-11
CHEMICAL PROPERTIES			
Chemical Resistance	No Damage	No Damage	ISO - 10545-13
Stain Resistance	Resistant	Resistant	ISO - 10545-14
SAFETY PROPERTIES			
Slip Resistance	As per Mfg.	>0.40	ISO - 10545-17
Fire Resistance	As per Mfg.	Fire Proof	N.A.

# Packing Detail

SIZE (in mm)	THICKNESS APPROX	PIECES / PER BOX	COVERAGE AREA IN SQ. FT	BOX WEIGHT ( APPROX. )
800X1600	9 MM	2	27.55	52 KG